

OPERABLE WINDOWS

The Architects' Choice



TECHNICAL INFORMATION





OPERABLE WINDOWS

What are the Different Types of Operable Windows?

All three of our Panda window frames can be adapted to one of the following types of operable windows:

Awning

Awning windows are typically used as vents and do not fully open. They are hinged at the top of the frame with the window opening facing the ground.

Hopper

Hopper windows are typically used as vents and do not fully open. Hopper windows are hinged at the base of the frame, swing inwards or outwards, with the window opening facing the ceiling.

Casement

Casement windows feature full-articulation and are able to open completely. Similar in function to the French doors system, Casement windows hinge at the jamb and can swing inward or outward.

Tilt & Turn

Tilt & Turn windows are typically used in projects that require a dual-functioning window. Featuring double hinges (both the jamb and at the base), Tilt & Turn windows are able to operate as a casement window as well as a hopper window. All Tilt & Turn windows swing inwards due to the operation of the window.

Fixed

All of our operable window frames are available as fixed systems as a transom, sidelite, or picture window. Fixed windows can be fabricated up to 80 sq ft.

Customizations

Panda fabricates every system according to your exact design specifications. Choose from a variety of options for wood, track, handles, glass, finish and even curved systems.

FINISH OPTIONS




Wood

Panda offers many different species for our wood-clad and all-wood systems. Available options are: Stain Grade Pine, Paint Grade Poplar, African Mahogany, Clear Pine, Douglas Fir, Vertical Grain Douglas Fir, Maple, Birch, Cherry, Oak, Alder, Knotty Alder, Teak, and Walnut.

For options not listed or custom wood detailing requests, our team is ready to help meet your design goals.

****Wood-clad systems utilize several cam locking mechanisms for ease of maintenance and wood replacement.**



**True colors may appear different from finish options shown. Color samples available upon request.*

Powder Coat Finishes

Choose from numerous finish options to make your window or door system your very own. If you would like to create or match custom colors beyond the standard options, our team is ready to assist you.

Twenty-five powder coat finish options are available as standard AAMA 2604. Also available are AAMA 2605 powder coat, metallic/bonded powder coat, anodized, Kynar, and Duranar finishes. A two-tone color scheme is available for all thermally-broken systems. Rest assured, our team is here to help you choose the right finish for the environment in which your system will be installed.



Faux Wood

When your space needs more than a standard stock color, elevate your design with our wood grain textures.

In response to the growing demand for LEED and GREEN builds, Panda is proud to be one of the first companies in the United States to incorporate this cutting-edge design into our aluminum products.

Providing the look of wood and durability of aluminum, faux wood provides a no-compromise solution that will surely exceed all expectations.

WINDOW HANDLE OPTIONS

Panda offers three handles for windows. If you have something else in mind, our engineering team are here to talk to you about what is possible.

Bas



Available for outswinging window systems. This handle comes standard in black.

Cremone



This handle comes standard in black (RAL 9009), but can be powder coated to match the system.

Prima



This handle comes standard in silver or black, but can be powder coated to match the system.


RADIUS

Panda can create truly curved windows, also known as radius windows. Ask us about how we can work with you to build the right system for your design.



GLASS OPTIONS


Low-E glass comes standard for all units. If you require a specific Low-E or no Low-E option, we will be happy to advise you on the best type of glass for your project.




**Triple Pane Window available for the Aluminum (S.46) system.*

Click or scan QR code to view Technical Specs.

S.45 Aluminum



S.46 Aluminum/Wood Clad



TS.67 Thermally Broken

