


What Color is the Wheat?

Color in the image by coloring: 1. Yellow 2. Orange 3. Purple 4. Blue

Gather in the wheat and put it in my barn. Matthew 13:30b GNT



Jesus told them another parable: "The Kingdom of heaven is like this. A man sowed good seed in his field... When the plants grew and the heads of grain began to form, then the weeds showed up. The man's servants came to him and said, 'Sir, it was good seed you sowed in your field; where did the weeds come from?' 'It was some enemy who did this,' he answered. 'Do you want us to go and pull up the weeds?' they asked him. 'No,' he answered, 'because as



you gather the weeds you might pull up some of the wheat along with them."

Matthew 13:24, 26-29 GNT

Matthew 13:30

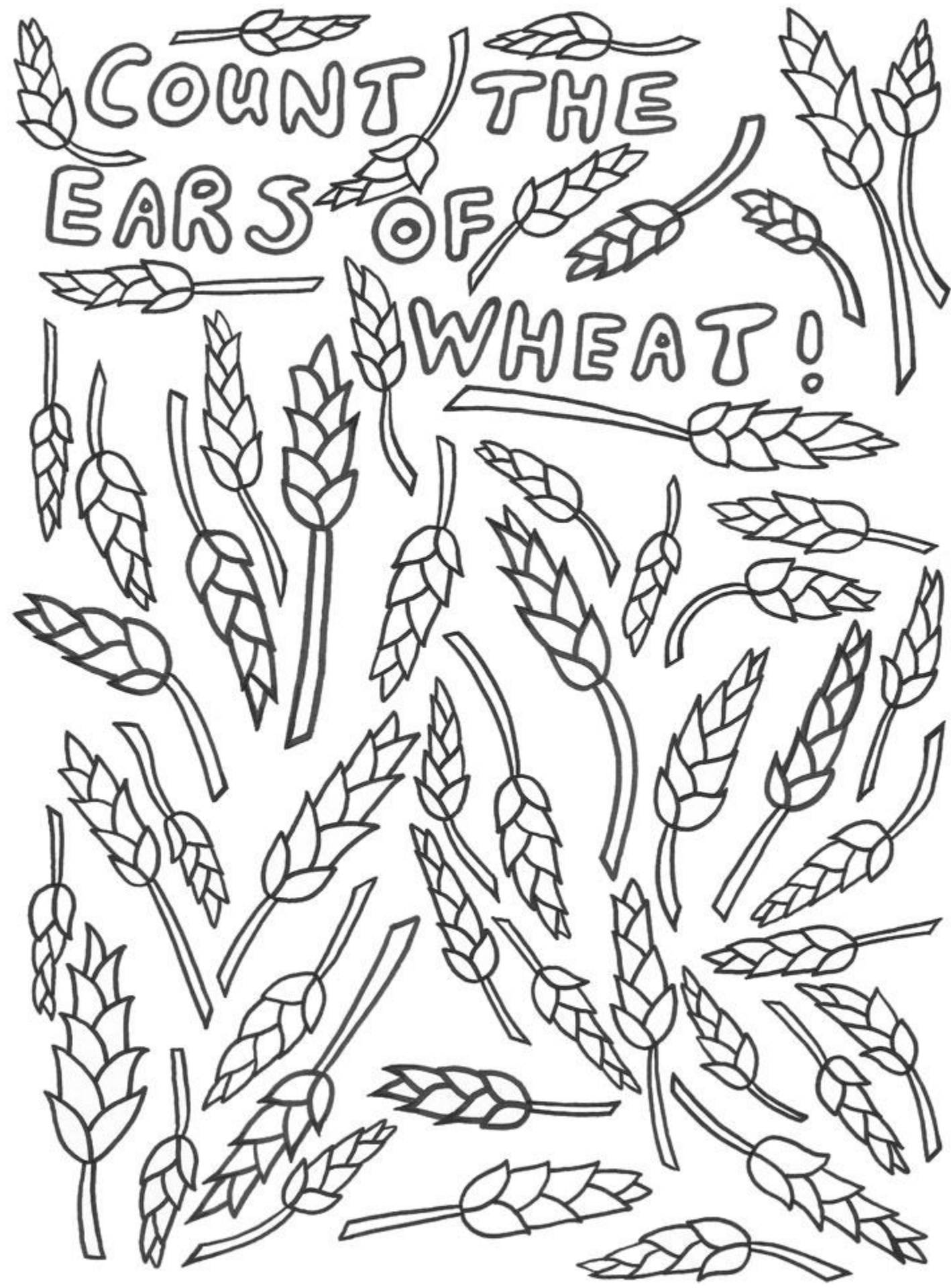




‘Let the wheat and the weeds both grow together until harvest. Then I will tell the harvest workers to pull up the weeds first, tie them in bundles and burn them, and then to gather in the wheat and put it in my barn.’

Matthew 13:30 GNT

COUNT THE
EARS OF
WHEAT!



Harvest Time: Wheat or Tare?

In Matthew 13:24-30, Jesus teaches his followers the parable of the Wheat and Tares. In this parable, an enemy plants tares, or weeds, in a farmer's field of wheat. When the servants ask the farmer if they should uproot the tares, the farmer says to let them grow together. By doing this, the wheat won't be uprooted with the tares. The farmer then explains that when it is time to harvest, they should gather the tares and burn them and put the wheat in his barn.

Think about this parable. What if we thought of the wheat as good, loving thoughts and the tares as unhelpful, negative thoughts?

Now, let's harvest those thoughts! Read examples of thoughts on the stems below. Color in the stems with good, loving thoughts. Leave the unhelpful, negative thoughts white.

List some
wheat
and
weed
thoughts
of your
own.



The Parable of the Weeds

When the wheat sprouted and formed heads, then the weeds also appeared. Matthew 13:26 NIV

Each number represents a letter of the alphabet. Substitute the correct letter for the numbers to reveal the coded words.



J	R	L	N	O	Y	S	V	Q	C	Z	P	I	W	F	G	H	X	T	D	U	B	E	A	M	K
1	2	3	4	5	6	7	8	9	10	11	12	13	14	15	16	17	18	19	20	21	22	23	24	25	26

- 12-24-2-24-22-3-23 _____
- 14-23-23-20-7 _____
- 16-5-5-20 _____
- 7-23-23-20 _____
- 15-13-23-3-20 _____
- 14-17-23-24-19 _____
- 17-24-2-8-23-7-19 _____
- 22-21-2-4 _____

WHEAT PARABLE	WEEDS GOOD	FIELD HARVEST	SEED BURN
------------------	---------------	------------------	--------------

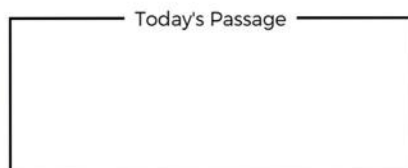



THESE SERMON NOTES WERE METICULOUSLY



RECORDED ON ___/___/___ BY _____



www.FishbowlFamily.com



TODAY I LEARNED




Matthew 13:24-30

The Wheat and the Weeds

Help the owner of the field separate the wheat from the weeds.

START



Jesus said that the Kingdom of God was like a man who sowed his field with quality wheat seed. While he was sleeping his enemy crept in and sowed weeds. Rather than risk hurting the wheat he chose to let them grow together until harvest time. Then the reapers gathered the weeds to be burned and gathered the wheat into the barn.



Help the man gather the wheat into his barn by moving through the maze over the wheat.






Avoid the weeds.



Draw yourself here




Begin Harvesting →



There are some options for this week's craft activity.
You could just write like this ➡



Or use the pictures on the next page to end more like this ↓



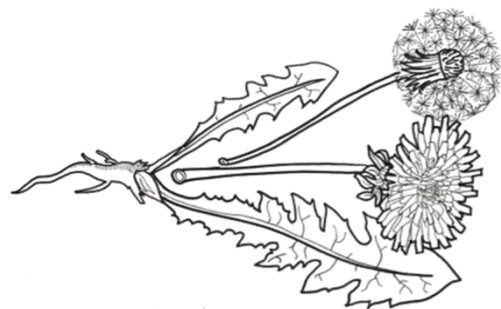



I like the tan colored string/yarn/ribbon/lacing better. I think it looks more like the intertwined roots it's supposed to represent. Choose as you prefer, or have access to.

Some words options:

WEEDS AMONG THE WHEAT

**LET THE WHEAT AND THE
WEEDS BOTH GROW
TOGETHER UNTIL HARVEST.**

Matthew 13:30a GNT



I've really been enjoying the smell of the Russian Sage that grows around my neighborhood. It's especially delightful after a rain! Since our parable this week is about wheat (again), I thought I'd branch out to surprising, not quite weeds that you can eat – flowers.

Everybody knows that you need to choose plants you know have NOT been sprayed with pest/herbicide or fertilizer. However, some of the new seed techniques include chemicals that somehow cause the plants to produce pesticides as they grow. I don't understand it completely. The seeds haven't been bioengineered through genesplicing. It's more like a virus that gets into our cells and tricks them into producing more of the virus, except that the plant cells aren't destroyed in the process. So, make sure you know without a doubt that the flowers you plan to eat started as AND were raised organically.

I didn't know daylilies are edible. However, the website says they're A diuretic, so eat with caution!

Aren't these Johnny jump ups
in ice cubes absolutely
adorable!?!



Some websites:

<https://www.southernliving.com/entertaining/outdoor-winter-gathering-tips>

<https://whatscookingamerica.net/EdibleFlowers/EdibleFlowersMain.htm>

<https://www.gardeners.com/how-to/edible-flowers/8078.html>

Many of the flowers on these websites are out of season. So, check the produce section at your grocery store or market. Fresh herbs could tie into our weed thoughts, too.