

Overview

- Extruded aluminum shallow 0.95" deep body
- An unlimited length of runs, because Task is line voltage with integral drivers.
- Standard 0-10V dimming - phase cut available
- The task can be cut in 6-inch increments. Lower increments are available at a premium.
- Standard color white, black. Custom wood, anodizing, RAL/Pantone #, Available in stainless steel as well.
- The task fixture under 3 feet has limitations: 1 foot must have a remote driver and no occ or rocker switch. 2 foot is available with a smaller driver for 0-10 dimming, but no occ or rocker switch.



TASK

TASK

TYPE
PROJECT

Ordering Format

PART NUMBER: TAS-A-SF

Size	Lumens Direct	CCT Available	CRI Available	Optics
3 = 3 Feet 4 = 4 Feet 5 = 5 Feet 6 = 6 Feet 7 = 7 Feet 8 = 8 Feet CL = Custom Length add in notes... max sngl.. run 10'	D3 = 350 LPF (min size, if dimming is 24 inches) D5 = 500 LPF D7 = 750 LPF	27 = 2700 Kelvins 30 = 3000 Kelvins 35 = 3500 Kelvins 40 = 4000 Kelvins TW = Tunable White 2700-5000 Kelvins	80 = 80-85 CRI 90 = 90-95 CRI	FW = Frosted White
Mounting	Driver / Voltage	Fixture Finish	Options	
SM = Surface Mount	ND 1 = Non-Dim Universal 120VAC ND 2 = Non-Dim Universal 277VAC ZT 1 = 0-10v dimming 120v dual 1% ZT 2 = 0-10v dimming 277v dual 1% CC = Custom Control - Add in notes	W = Standard White BK = Standard Black SVR = Standard Silver RAL = Enter RAL or Pantone in notes DW/LW = See Wood PN# enter in notes SS = Stainless Steel (actual stainless steel)	EMD = Emergency Driver - Battery Backup 120-277VAC 4 feet & above only EMDR = Emergency Driver Remote - Battery Backup 120-277VAC OS = Occupancy Sensor powered by LV output Min Max run 3-50 feet RW1 = Rocker Switch 120V Min Max run 3-50 feet RW2 = Rocker Switch 277V Min Max run 3-50 feet SS = All Stainless Steel choose in finish as well	

NOTES

ORDER NUMBER:

Construction & Mounting

OPTICS

LED compatible soft white acrylic.

MOUNTING

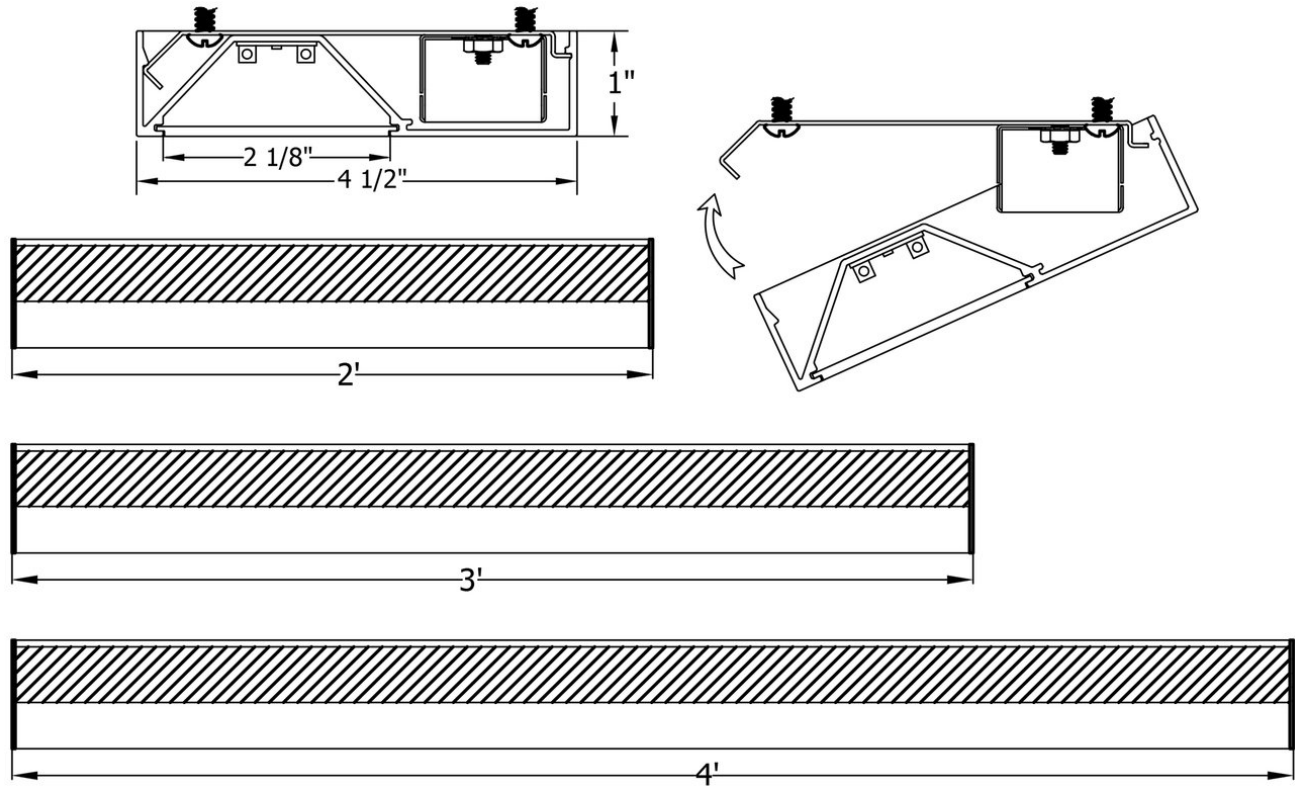
Fixtures have pre-drilled holes for 1/4" screws. Task mounted fixtures have 1/2" knockout for power feed.

REFLECTOR

Integral powder-coated LED housing with excessive reflectivity for increased lumen output

FINISH

Standard powder-coated colors are white, black and silver. Custom processed wood finishes, aluminum anodized finishes, chrome/gold plating and custom finishes are available as well. We also accept RAL and Pantone numbers for powder-coating color choices.




TASK

TASK

TYPE

PROJECT

Standard Finishes




White
W

Black
BK

Silver
SVR

Anodized Aluminum

xxxx-B for Aluminum to be Brushed




Anodized Black
AABK

Anodized DK. Bronze
AADB

Anodized LT. Bronze
AALB

Anodized Champagne
AALC

Anodized Clear
AACL



Anodized Stainless Steel
AASTS


Anodized Gold
AAGD

Anodized Blue
AABL

Anodized Green
AAGN

Anodized Red
AARD

Plated Aluminum




Antique Brass
APAB

Aged Bronze
APBZ

Polished Chrome
APPC


Polished Gold
APPG

Wood Finishes



Light Bamboo
LW01

Light Pine
LW02




Teak
LW03

Dark Bamboo
LW04

Dark Cherry
LW05

Brushed Chestnut
LW06




Chestnut
DW01

Dark Chestnut
DW02

Cherry
DW03

Dark Mahogany
DW04



Mahogany
DW05

Walnut Pine
DW06

Dark Walnut Oak
DW07

Consult Factory

Standard Finishes – colors are powder coated and do not add to delivery lead time.

Anodized Aluminum – can be smooth or brushed, color can vary fixture to fixture and adds 2-3 weeks to lead time. Anodized finish is limited in fixture size.

Plated Aluminum – is a mirror finish in chrome and gold and adds 2 weeks to lead time.

Wood Finishes – so realistic, wood finish can add up to 3-4 weeks to lead time.

Electrical / Driver

- Drivers - Our drivers are specifically selected based on fixture application to ensure ultimate reliability and long life. We use only UL recognized brands of LED drivers. Our LED drivers feature HPF (high power factor), universal voltage 110 - 277 VAC and include 0-10V dimming. Please note, 277v has longer distances from power feed to power feed then 120v.
- If required, we can supply premium drivers such as Lutron, Eldoed and others upon request. Advanced control systems compliant drivers such as POE,DALI, DMX, etc. are also available, please consult factory.
- Rated life (90% survivorship) of 50,000 hours at 50° C max. ambient (and 70° C max. case) temperature. At maximum driver load: Efficiency >84%, PF>0.9, THD
- POE - We are working with Molex/Igor POE systems. We can add a POE driver into our fixtures or remote them. Based on the fixture you select, we will notify you (or you can contact the factory) to see if we can install the P-driver or the P-driver needs to be remote. Just add POE1 in the spec and we will advise. Please keep in mind you need to specify a complete POE control system before specifying POE1.
- Our LED drivers feature HPF (high power factor), universal voltage 110 - 277 VAC and include 0-10V dimming.
- Emergency drivers are factory installed as an option, long life, high temperature, recyclable Ni-Cad battery pack with test switch and charge indicator. EMR is minimum of 90 minutes operation to meet code.
- Whip - Six feet long, wiring RHOS/Reach Compliant, 18 gauge, 600v rated, Specify wired to the fixture as an OPTION.

LED Perfomance

LED Output	CCT Color Temp	Watts	Lumens	Lumens per Watt	CCT Multiplier
Low	3000	3.65 WPF	350 LPF	96 LPW	2700 = .95
Medium	3000	5.06 WPF	500 LPF	99 LPW	3000 = 1
High	3000	7.13 WPF	750 LPF	106 LPW	3500=1.01/4000=1.03

- The table above is a quick reference. When calculating loads make sure you add direct and indirect LPW to get total wattage. Please refer to photometric report for detailed information.
- Our light engines are precisely designed for optimal operation of LED assemblies.
- Our standard LED's CCT (correlated color temperature) range is 2700K to 4000K. Other CCT values are available upon request.
- We log LED bin codes for each project we supply to ensure color consistency and keep a record of those projects for future reference.
- CRI offered is 80+, and 90+ Note: on 90+ CRI use .85 multiplier
- Tunable white, warm dim and other special LED colors available.
- We design our own printed circuit boards to ensure high luminescence efficiency, low thermal resistance and long-term reliable operation.
- Light engines are easily replaced.
- We use only recognized brand LED's with 3 SDCM (standard deviation color matching) with high color consistency. 2 SDCM available upon request.
- LRP - "LED Reel Program" – LED's for printed circuit boards come on reels' like old 8mm projectors and they're sold in lots just like fabric. At Picasso Lighting, we have a program where we make sure all of your reels come from the same lot for each project. This ensures excellent color consistency in large open spaces.
- LED life is rated at 50,000 hours
- Custom Lumens Available

Certifications & Warranties

- Limited five-year (50,000 hours) warranty on all products. Limited ten-year (100,000 hours) warranty on all Lutron drivers.
- I.C. rated fixtures are available upon request.
- Chicago Plenum and IC products are available upon request.
- Warranty does not cover damage caused by transport, damage caused by using the fixture in an area it is not UL rated for, damage caused by negligence, lack of maintenance, attempts to repair by unqualified or unauthorized personnel, by using non-original accessories/parts, fixtures installed in systems without power surge protection.
- UL and CUL listed for dry and damp locations.
- IBEW USA Union All fixtures are IBEW manufactured and assembled in the USA.
- We manufacture based on approved spec sheets and submittals signed by professionals responsible. Change orders must be in writing and will delay delivery.
- Picasso Lighting must receive in writing any thought to be defective products discovered, no later than 4 weeks from delivery to; ttoledo@picassoltg.com. Picasso Lighting will send a field technician to the site to evaluate the said defective product. We do accept field repair from licensed electrical contractors but not without a written agreement signed by Picasso Lighting official. Failure to adhere to all warranty and certifications will void any recompense and the warranty.



TASK

TASK

TYPE

PROJECT



Note: Picasso lighting industries, LLC reserves the right to make any design changes which will not affect the overall appearance or performance of the product. All ceilings to be adequately reinforced by others. All fixtures to be wired by licensed electrician only. The information contained herein is the sole property of Picasso Lighting Industries, LLC and may not be used without prior written consent of Picasso Lighting Industries, LLC. The 'USGBC member logo' is a trademark owned by the U.S. Green building council and is used by permission. The logo signifies only that Picasso Lighting Industries, LLC is a USGBC member; USGBC does not review, certify, or endorse the products or services offered by its members.